

# CAMBRIDGE

## ELEVATING INC.

Premier Manufacturer of Custom Residential Elevators



### It's About Lifestyle

Whether you've decided to build your dream home or enjoy the freedom to access all levels of your present home, Cambridge Elevating has the solution that will fit your lifestyle.

Completely adaptable to any style of home, your residential elevator will blend into your home decor with its universal design capabilities.


### Why an elevator in your home?

- ▲ Freedom to enjoy every corner of your household
- ▲ Choose the home design of your dreams without any limitations
- ▲ Stay in the house you have made a home forever

# Elmira

## Special Features

- ▲ Manual or powered accordion cab gate
- ▲ Integrated safety locks protect against door opening without cab present
- ▲ Compact design fits even the tightest floor plans
- ▲ Safe for children to operate
- ▲ Emergency 24V DC battery feature provides lowering, lighting and door opening in the event of a power outage
- ▲ Custom cab configurations for occupants with special needs



## Clean Appearance

Having an accordion cab gate hidden behind an interior swing door allows the elevator to blend seamlessly with any home.



## It's About Integration

The compact Elmira fits virtually any new or existing home.

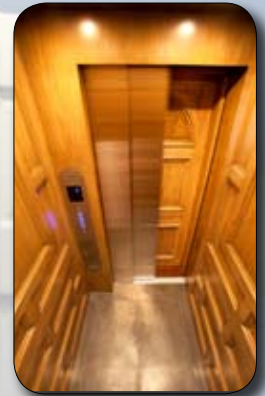

With a very affordable purchase price and low maintenance fees, the Elmira is far less expensive than you might expect. Elmira units are not reserved for stately mansions or palatial estates

You owe it to yourself to explore how easily an Elmira can fit into your home, regardless of style.

# Heritage

## Special Features

- ▲ Automatic sliding cab doors
- ▲ Larger and taller cabs available
- ▲ Increased weight capacity up to 1,500 lbs
- ▲ DPI in the elevator and in each call station
- ▲ Infrared safety light curtains detects obstructed doorways
- ▲ Soft recessed L.E.D. cab lighting



## Automatic Sliding Doors

The Heritage contains an automatic sliding cab door that travels with the elevator. A swing door at each landing conceals the elevator shaft. When the elevator arrives at each floor the sliding cab door opens, unlocking the landing door. Only when both the landing door and sliding cab door have closed will the elevator move again.



## It's About Convenience

The Heritage model is the best of both worlds; convenience of an automatic cab door coupled with a swing door on the landing, retaining a traditional look. The elevator can be hidden behind regular or custom doors to match the decor throughout the home.

Preserve your privacy by disguising your Heritage into the natural structure of your home. Guests will never even know it's there.

# Cambrian

## Special Features

- ▲ Automatic sliding doors on cab and each landing
- ▲ Faster travel speed
- ▲ Infrared safety light curtain for added safety
- ▲ DPI in the elevator and over each landing
- ▲ Custom fixtures to co-ordinate with interior decoration
- ▲ Finish limited only to your imagination



## One Touch Operation

The Cambrian is the perfect combination of form and function. The endless finish options and automatic sliding door system makes entering and exiting a Cambrian effortless. Interior choices are as mild or wild as your imagination, which can include touch screen controls, televisions, and music.



## It's About Luxury

The versatile Cambrian is designed to reflect your discerning taste and lifestyle. Allow the essence of your home to continue through your elevator without sacrificing functionality. Customize your Cambrian with mirror, glass, stainless steel and hardwoods. Discover for yourself how Cambridge Elevating can work with you and your designer to integrate an elevator into your home with ease. Experience the ultimate in custom residential elevators specifically made to **your** tastes.

# Elevator Cab Finishes & Options

## Wall & Ceiling Finishes



Autumn Glow    Light Maple    Oak    Walnut    White

## Optional Solid Wood



Oak    Maple    Cherry

## Fixture Finishes Package



Stainless Steel (Standard)    Brushed Brass (Optional)    Black Chrome (Optional)    Antique Copper (Optional)    Oil Rubbed Bronze (Optional)

## Car Operating Panels



Handrail Car Operating Panel (Optional)    Touch Screen (Optional)



Car Operating Panel (Standard)

## Call Stations and D.P.I.



Call Station    Call Station Digital Position Indicator    Overhead Digital Position Indicator

## Cab Gates & Sliding Doors



Solid Vinyl Accordion Gate    Visifold Accordion Gate (Optional)    Beige Epoxy Sliding Door    Custom Color Sliding Door (Optional)    Stainless Steel Sliding Door (Optional)

# Cambridge Elevating Residential Elevators

Enjoy your home, your neighborhood, and your way of life, long into retirement.

## Increase Your Home Value

Demographic research shows that homes with elevators will command greater resale value and faster turnover than those without. If the subsequent buyer does not need or want an elevator, the unit can be used for storage or act as a dumb waiter to move goods between floors.

## Safety Doors

All elevator doors use a CSA/UL approved electromechanical interlock for the ultimate in safety. This systems uses an electrical switch as well as a mechanical lock to ensure the door is closed and locked properly before the elevator cab departs from the floor. This ensures that absolutely no elevator doors can be opened unless the cab is at the appropriate landing.

## No Power, No Problem

In the event of a power-outage the elevator's DC battery backup will allow the cab to descend to any lower levels by pressing the desired floor button. The unit also has a manual lowering device on the power/pump unit. If assistance is required, each model is equipped with an emergency telephone. You can call for help or dial our toll free number for trouble shooting options.

## Safe for Children to Operate

Although we highly recommend adult supervision for younger users, once trained, the unit is completely safe for persons of any age.

## No Worries Warranty

24 months full parts warranty.

## Inexpensive Operation

Maintenance costs are very reasonable for the average user. Use will dictate the frequency of service required, but once per year is recommended. The elevator consumes power at a rate similar to any other household appliances.

## Long Lasting & Reliable

Our elevators are designed and manufactured with commercial grade components for high traffic use. With regular service your elevator will last many years without any major maintenance.

## Compact Design

A 36" x 48" cab requires a hoist way (shaft) throughout the home of approximately 54" x 54" - the area of a medium sized walk in closet. The hydraulic pump unit and control box are typically situated adjacent to the hoist way and together are no larger than the size of a dishwasher. Cambridge Elevating can customize cab sizes to suit almost any environment.

## Quiet Operation

The power/pump unit engages only when raising the elevator cab. The noise emitted from the elevator's power unit is as quiet as your furnace.

## Authorized Dealer

## Elevator Manufacturer

**CAMBRIDGE**  
E L E V  T I N G 

1261 Industrial Road  
Cambridge, Ontario  
N3H 4W3 CANADA  
1.800.265.3579

Phone: 519.653.4222  
Fax: 519.653.9927  
Email: [info@cambridgeelevating.com](mailto:info@cambridgeelevating.com)  
Web: [CambridgeElevating.com](http://CambridgeElevating.com)