


Optional Stainless Steel Patterns for Cab Walls



5.WL



60.LTH



RSS



RTP



6.WL




2.FL



6.SL




1.NA



4.LB




1.RL




6.HC



7.DL



2.WL



3.ND




1.UN



1.SLG



1.CS



1.HM



3.QLT



DIAGONAL




CHECKERBOARD



HARLEQUIN



DIAMOND



MOSAIC



SQUARE